

Creating a Book Trailer

- Read a great book!
- Take notes of notable events
- Think of pictures that could work with these events and important characters
- Consider the "mood" of the book.....is it funny, adventurous, romantic, scary?



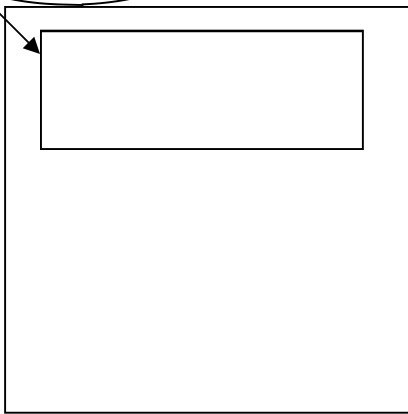
*All pictures and/or music taken from the internet **MUST** be cited!*

- For pictures—my recommendation is <http://creativecommons.org/>







This is also place to retrieve music, but if you are using animoto.com use their music.

Use these boxes to create text that you might want to add to the trailer.

Storyboard



Don't forget to find pictures that **represent** the setting, characters and events.



Remember...**DON'T TELL THE ENDING!!!** Make the reader want to get the book so that he/she has to read it to find out the ending!